

1744057-5 ✓ ACTIVE



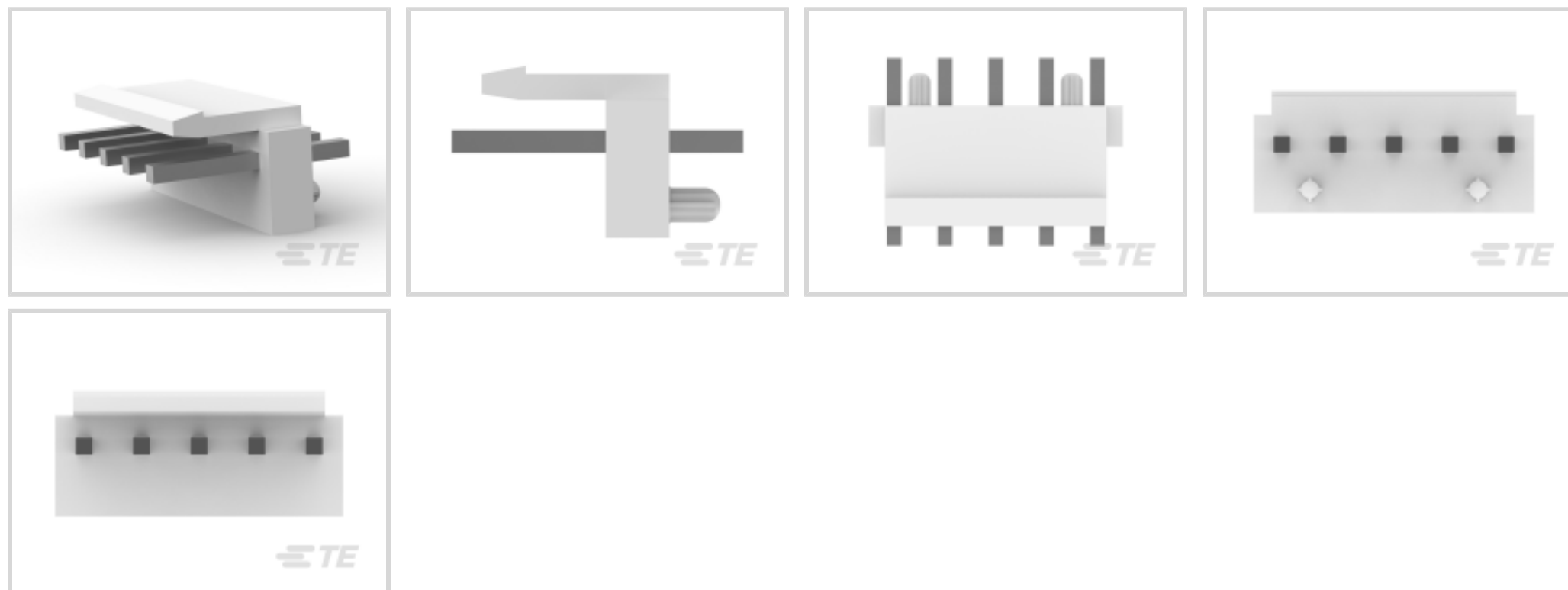
Economy Power

TE Internal #: 1744057-5

Rectangular Power Connectors, Header, Plug, Wire-to-Board, 5 Position, 3.96 mm [.156 in] Centerline, Printed Circuit Board, UL 94V-0, Economy Power

[View on TE.com >](#)

Connectors > Power Connectors > Rectangular Power > Rectangular Power Connectors



Rectangular Power Connector Type: **Header**

Connector & Housing Type: **Plug**

Connector System: **Wire-to-Board**

Number of Positions: **5**

Centerline (Pitch): **3.96 mm [.156 in]**

### Features

#### Product Type Features

Header Type	Partially Shrouded
Rectangular Power Connector Type	Header
Connector & Housing Type	Plug
Connector System	Wire-to-Board
Sealable	No
Connector & Contact Terminates To	Printed Circuit Board

#### Configuration Features

Number of Positions	5
PCB Mount Orientation	Vertical
Number of Power Positions	5
Number of Rows	1

#### Electrical Characteristics

Operating Voltage	250 VAC
-------------------	---------

#### Contact Features



Contact Layout	Inline
Contact Base Material	Brass
Contact Current Rating (Max)	8 A
Contact Retention Within Housing	Without
Contact Type	Pin
PCB Contact Termination Area Plating Material	Tin
Contact Mating Area Plating Material	Tin
Contact Mating Area Plating Material Thickness	3 $\mu\text{m}$ [118.11 $\mu\text{in}$ ]
Contact Termination Area Plating Thickness	.8 $\mu\text{m}$ , 2 $\mu\text{m}$ [31.49 $\mu\text{in}$ ][80 $\mu\text{in}$ ]

### Termination Features

Termination Post & Tail Length	3.7 mm[.146 in]
Termination Method to Printed Circuit Board	Through Hole - Solder

### Mechanical Attachment

Strain Relief	Without
Mating Alignment Type	Polarizing Tab
Mating Alignment	With
PCB Mount Alignment	Without
PCB Mount Retention	With
Connector Mounting Type	Board Mount
Mating Retention	With
Mating Retention Type	Latch

### Housing Features

Centerline (Pitch)	3.96 mm[.156 in]
Housing Color	Natural
Housing Material	Nylon 66

### Dimensions

PCB Thickness (Recommended)	.06 mm[1.6 in]
Width	8.2 mm[.323 in]
Mating Post Length	7.7 mm[.303 in]
Height	10.9 mm[.429 in]
Length	19.74 mm[.777 in]

### Usage Conditions



Operating Temperature Range	-25 – 105 °C[-13 – 221 °F]
-----------------------------	----------------------------

### Operation/Application

Circuit Application	Power
---------------------	-------

### Industry Standards

UL Flammability Rating	UL 94V-0
Glow Wire Rating	Standard Part - Not Glow Wire

### Packaging Features

Packaging Method	Bag
Packaging Quantity	1000

### Other

For Use With	Receptacle Assembly
--------------	---------------------

## Product Compliance

[For compliance documentation, visit the product page on TE.com>](#)

EU RoHS Directive 2011/65/EU	Compliant
EU ELV Directive 2000/53/EC	Compliant
China RoHS 2 Directive MIIT Order No 32, 2016	No Restricted Materials Above Threshold
EU REACH Regulation (EC) No. 1907/2006	Current ECHA Candidate List: JUNE 2022 (224) Candidate List Declared Against: JAN 2021 (211) Does not contain REACH SVHC
Halogen Content	Low Halogen - Br, Cl, F, I < 900 ppm per homogenous material. Also BFR/CFR/PVC Free
Solder Process Capability	Wave solder capable to 265°C

#### Product Compliance Disclaimer

This information is provided based on reasonable inquiry of our suppliers and represents our current actual knowledge based on the information they provided. This information is subject to change. The part numbers that TE has identified as EU RoHS compliant have a maximum concentration of 0.1% by weight in homogenous materials for lead, hexavalent chromium, mercury, PBB, PBDE, DBP, BBP, DEHP, DIBP, and 0.01% for cadmium, or qualify for an exemption to these limits as defined in the Annexes of Directive 2011/65/EU (RoHS2). Finished electrical and electronic equipment products will be CE marked as required by Directive 2011/65/EU. Components may not be CE marked. Additionally, the part numbers that TE has identified as EU ELV compliant have a maximum concentration of 0.1% by weight in homogenous materials for lead, hexavalent chromium, and mercury, and 0.01% for cadmium, or qualify for an exemption to these limits as defined in the Annexes of Directive 2000/53/EC (ELV). Regarding the REACH Regulation, the information TE provides on SVHC in articles for this part number is based on the latest European Chemicals Agency (ECHA) 'Guidance on requirements for substances in articles' posted at this URL: <https://echa.europa.eu/guidance-documents/guidance-on-reach>

## Compatible Parts



TE Part # 2132781-5  
05P EP-II HOUSING, NATURAL



TE Part # 1744416-5  
5 POS EP II HSG, GLOW WIRE



TE Part # 1744291-1  
EP HDR ASSY 5P W/PEG,NAT,W/0#3



TE Part # 1744495-5  
05P EP-II HOUSING, GREEN




TE Part # 1744544-5  
EP II TPA 05P, BLACK




TE Part # 4-1744057-3  
3.96 EP HDR ASSY 3P W/PEGS,YEL

## Also in the Series | Economy Power




Connector Contacts(1)




Insertion & Extraction Tools(1)




PCB Headers & Receptacles(166)



PCB Latches, Locks & Retainers(2)




Power Contacts(8)



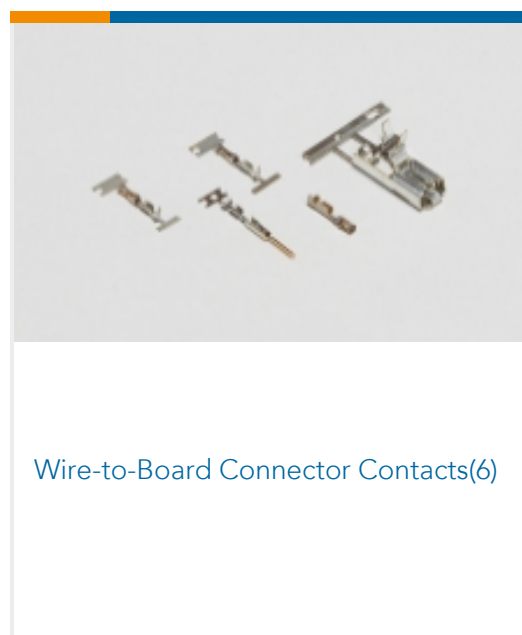
Rectangular Connector Housings(1)



Rectangular Power Connectors(301)



Wire-to-Board Connector Assemblies & Housings(141)



## Documents

### Product Drawings

[3.96 EP HDR ASSY 5P W/PEGS](#)

English

### CAD Files

Customer View Model

[ENG\\_CVM\\_CVM\\_1744057-5\\_C.2d\\_dxf.zip](#)

English

### 3D PDF

3D

Customer View Model

[ENG\\_CVM\\_CVM\\_1744057-5\\_C.3d\\_igs.zip](#)

English

Customer View Model

[ENG\\_CVM\\_CVM\\_1744057-5\\_C.3d\\_stp.zip](#)

English

By downloading the CAD file I accept and agree to the [Terms and Conditions](#) of use.

### Datasheets & Catalog Pages

[1-1773885-9 Economy Power Connectors](#)

English

[7-1773458-5\\_ECONOMY\\_POWER\\_QRG](#)

English

### Product Specifications

[Application Specification](#)

English